



Sugar Skulls
Día de los Muertos



What is Dia de los muertos?

- **Dia de los muertos means Day of the dead in English**
 - It is a holiday that has been celebrated in Mexico for hundreds of years!
 - It is celebrated on November 1st and 2nd



STOP!

Wait a minute...day of the
dead? That sounds super
creepy!



There is no relation
between Halloween
and "Dia de los
muertos." On this
holiday, families and
friends celebrate the
lives of loved one who
have passed away.

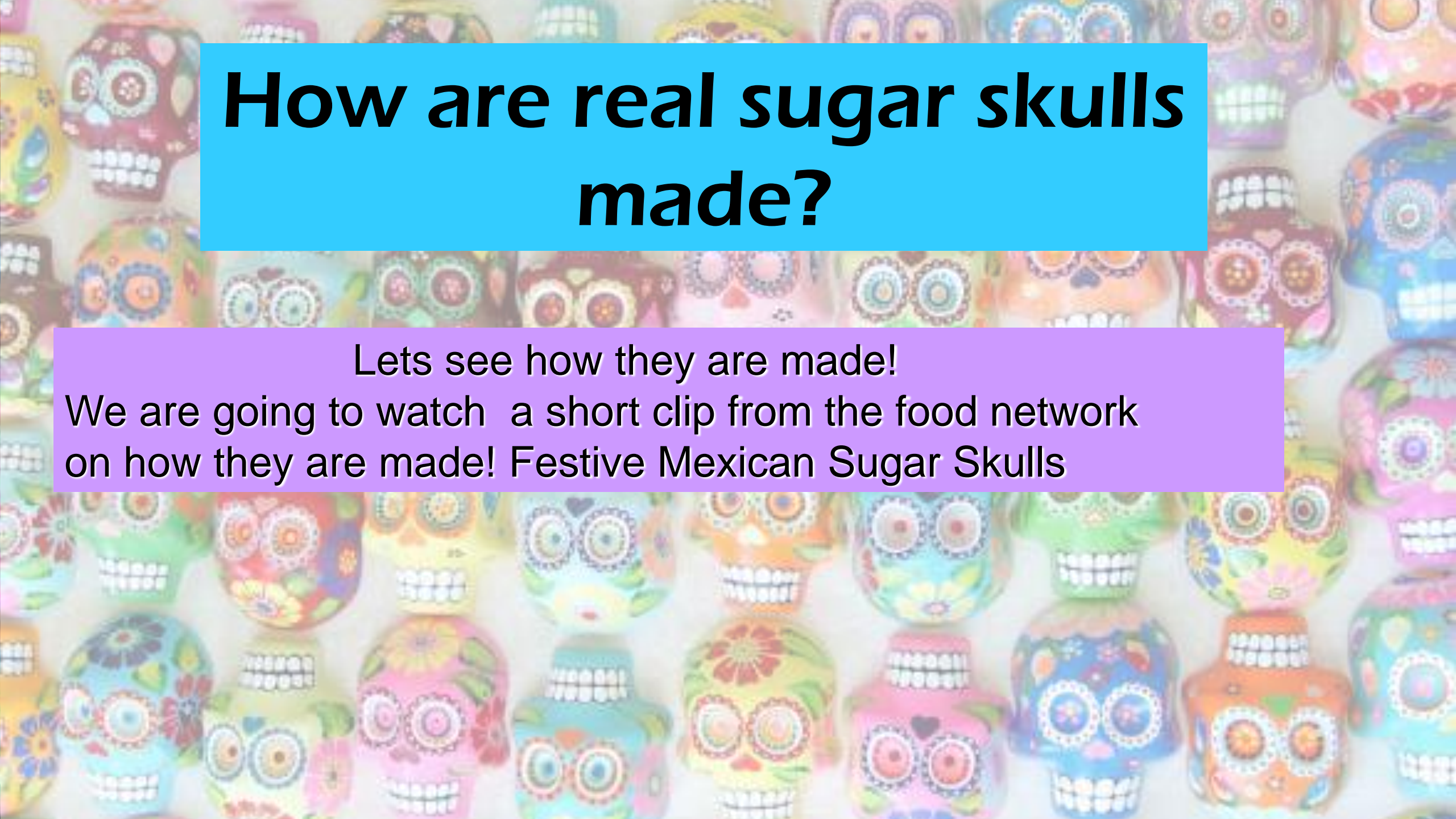
Therefore, it's a
CELEBRATION of LIFE!
Nothing scary about it.



What is a Sugar Skull?

- Sugar skulls are made to represent a departed soul, they are placed on the home ofrenda or gravestone to honor the loved one who passed away. Sugar skull art reflects the folk art style of big happy smiles, colorful icing and sparkly tin and glittery adornments.



The background of the entire image is a dense, repeating pattern of colorful sugar skulls. Each skull is intricately decorated with various patterns, including floral motifs, geometric shapes, and traditional Mexican designs. The colors used are vibrant and diverse, including shades of red, orange, yellow, green, blue, purple, and pink. The skulls are arranged in a grid-like fashion, creating a rich, textured visual field.

How are real sugar skulls made?

Lets see how they are made!

We are going to watch a short clip from the food network on how they are made! Festive Mexican Sugar Skulls

What is Folk Art?


- **FOLK ART** is the art of the everyday. **FOLK ART** is rooted in traditions that come from community and culture. **FOLK ART** expresses cultural identity by conveying shared community values and aesthetics. **FOLK ART** covers a range of media, including cloth, wood, paper, clay, metal and more.



What is an ofrenda?



Reflect... What are you
thinking?



A Celebration of life

- Remember the happy times.
- Thinking about the memories is a way of keeping that person/pet with us.
- Whose life will you celebrate?

Examples of sugar skulls



The Project


We are going to create
sugar skull drawings!
Using shape and color!



Our Project objectives

- To create a balanced sugar skull.
- To use our elements of art! By combining shapes, lines and color everyone should be able to create a unique sugar skull.
- Color is important! Sugar skulls are very colorful. I want you to remember R.O.Y.G.B.I.V. ! and to use the color families! (warm, cool, secondary, and primary)
- Take your time adding color! It is not a race and craftsmanship is important!

Practice Drawing a Sugar Skull



You may use the remainder of class time to complete your practice sketch. 😊